

# RENZ®

BINDING AND LAMINATING SYSTEMS

## RENZ AP 360 digital –

Automatic punch with fully automatic format adjustment







## RENZ AP 360 manual –

Automatic punch with manual format adjustment

for all types of punching used in loose-leaf binding systems and special punching operations



### TYPES OF PUNCHING OPERATIONS

-  Wire comb binding 3:1
-  Wire comb binding 2:1
-  Plastic comb binding
-  Spiral binding
-  Tear-off perforation
-  Special punching



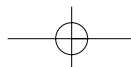
### SPECIFICATIONS

	RENZ AP 360 digital	RENZ AP 360 manual
<b>Length, width, height</b>	210 x 80 x 156 cm 82.7" x 31.5" x 61.4"	210 x 80 x 156 cm 82.7" x 31.5" x 61.4"
<b>Weight</b>	706 kg [1556 lb.]	712 kg [1570 lb.]
<b>Punching thickness</b>	≤ 3.5 mm / .137" [35 sheets]* 70/80 g/m <sup>2</sup> [20#] paper	≤ 3.5 mm / .137" [35 sheets]* 70/80 g/m <sup>2</sup> [20#] paper
<b>Punching speed</b>	40 - 100 strokes per minute	40 - 100 strokes per minute
<b>Format range minimum</b>	<u>100 mm</u> x 85 mm [4" x 3-3/8"]*	<u>100 mm</u> x 85 mm [4" x 3-3/8"]*
<b>Format range maximum</b>	<u>360 mm</u> x 360 mm [14-5/32" x 14-5/32"]*	<u>360 mm</u> x 360 mm [14-5/32" x 14-5/32"]*
<b>Paper weight</b>	60 up to 400 g/m <sup>2</sup> [16# to 100#] [restrictions due to paper weight/quality are possible]	60 up to 400 g/m <sup>2</sup> [16# to 100#] [restrictions due to paper weight/quality are possible]
<b>Set-up time**</b>		
<b>Format adjustment with QSA-die</b>	approx. 3 minutes	approx. 5-10 minutes
<b>Format adjustment without QSA-die</b>	approx. 15 minutes	approx. 20-25 minutes
<b>Connection</b>	220/240 V, 50 Hz or 60 Hz, 2 kW	220/240 V, 50 Hz or 60 Hz, 2 kW

\* underlined dimensions = punching length  
\*\* the set-up time depends on the format and the die

Gestaltung Kunz Produkt und Grafik, Schwabisch Gmund, Telefon 07175 99 91 20

Order no. 494720220



**AP 360 DIGITAL**  
Automatic punch with fully automatic format adjustment

**AP 360 MANUAL**  
Automatic punch with manual format adjustment

PLEASE OPEN

**Control system AP 360 digital**

Format adjustment without tools using servo motors ensures the quickest possible set up times. The machine settings are entered on the screen and can be saved in memory for repeated use.



Digital display



Fully automatic format adjustment

**Control system AP 360 manual**

Format adjustment without tools uses hand wheels with analog position indicators for fast, accurate adjustments. The various machine functions are controlled by buttons located on the control panel.

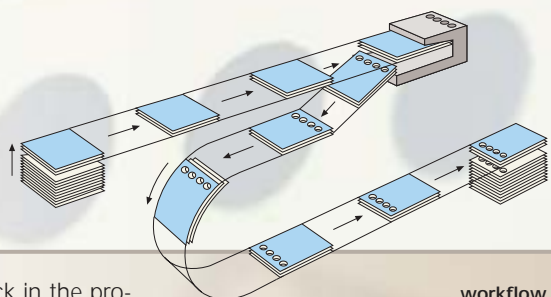


Manual display



Hand wheel with position indicator

**INCREASED PRODUCTIVITY** Each RENZ machine is the result of numerous technical innovations and considerable practical experience. The AP 360 meets a variety of requirements, which were established as the result of an intensive exchange of ideas with users. The result is top quality punching technology, which delivers totally new levels of performance and economic efficiency.



workflow

**IMPROVED PROFITS** Punching can be a bottleneck in the production chain - whether you produce small and average-sized runs or extremely large runs. Efficient production of these jobs is the key to added profits. The AP 360 gives you the shortest set up times and allows you to punch small quantities efficiently. In addition, the AP 360 is mounted on wheels for easy transport and the compact profile can pass through standard doorways.

**Two-Finger Pick up System**

Not available in other machines in this category. The layers of paper are picked up gently, even when punching mixed paper types and heavy weight papers. An adjustable air blower is available (optional).



**Punching unit with QSA\* dies**

Paper format can be changed in seconds with QSA\* punching dies. This feature reduces the set-up time by as much as 15 minutes and is unique for fully automatic punching machines. (\*QSA = Quick Size Adjustment).



**Turn-over drum**

After punching the sheets are rotated around a large drum to maintain the correct page sequence at the output station.



**Drive system**


Heavy duty components and the latest stepper motor technology are used for reliable operation with minimal wear and a long life span.



Continuous Paternoster feeder



High-pile feeder



Jogger



High-pile stacker

Options for feed and output allow you to configure the machine to match your production environment.

